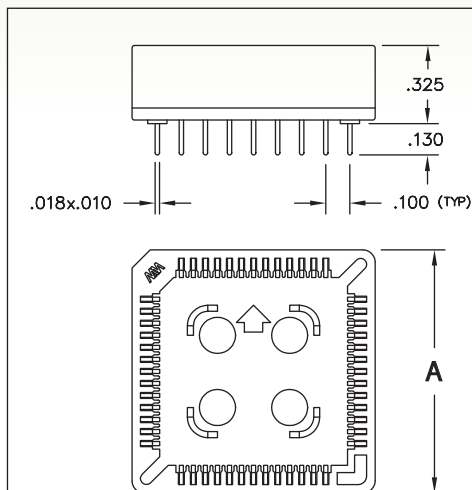



STANDARD PLCC SOCKETS

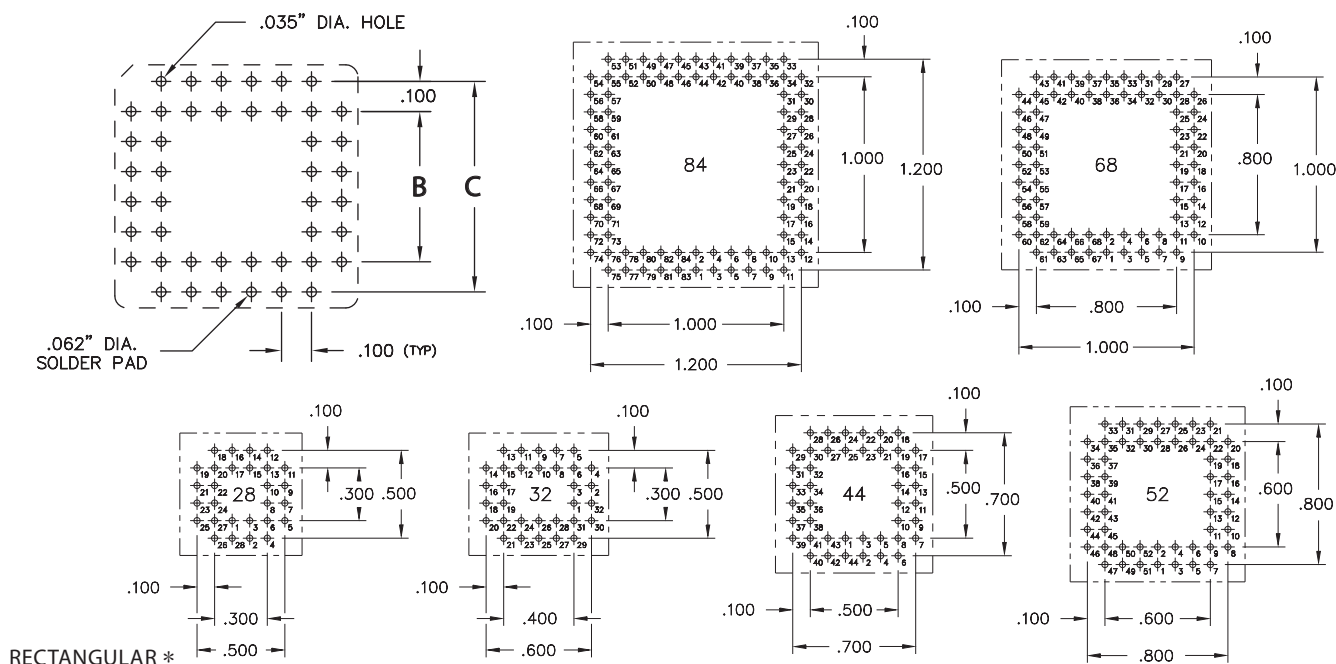
SERIES 940 • THROUGH-BOARD MOUNT



- Note: Not end stackable
- Accepts JEDEC PLCCs MS-016 & MS-018 leaded plastic substrates
- Internal standoffs insure proper positioning of chip carrier in socket
- Standoffs provide clearance for heat dissipation and cleaning
- Contacts are plated with 150 μ" tin
- Insulator material is glass reinforced PPS
- For Electrical, Mechanical and Environmental Data, see page 141 for details



PRINTED CIRCUIT DRILLING PATTERNS
(TOP VIEW)
.035" dia. min. mounting holes



Number of Contacts	Ordering Information	- A -	- B -	- C -	Quantity per Tube
20	940-44-020-24-000000	0.613	0.200	0.400	38
28	940-44-028-24-000000	0.713	0.300	0.500	33
32 *	940-44-032-24-000000 *	0.813 / .713	0.400 / .300	0.600 / .500	29
44	940-44-044-24-000000	0.913	0.500	0.700	26
52	940-44-052-24-000000	1.013	0.600	0.800	23
68	940-44-068-24-000000	1.220	0.800	1.000	19
84	940-44-084-24-000000	1.413	1.000	1.200	16
100	940-44-100-24-000000	1.603	1.200	1.400	25
	Plating Code 44 ◆ = 150 μ" Sn				

