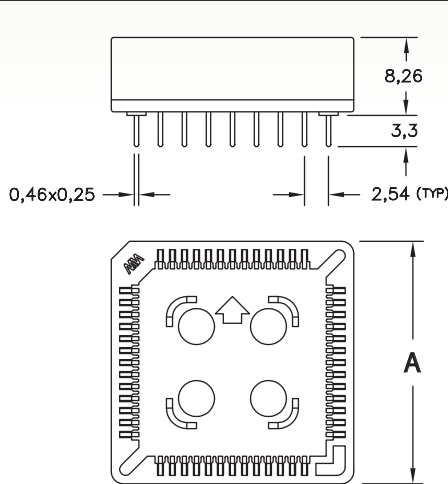



STANDARD PLCC SOCKETS

SERIES 940 • THROUGH-BOARD MOUNT

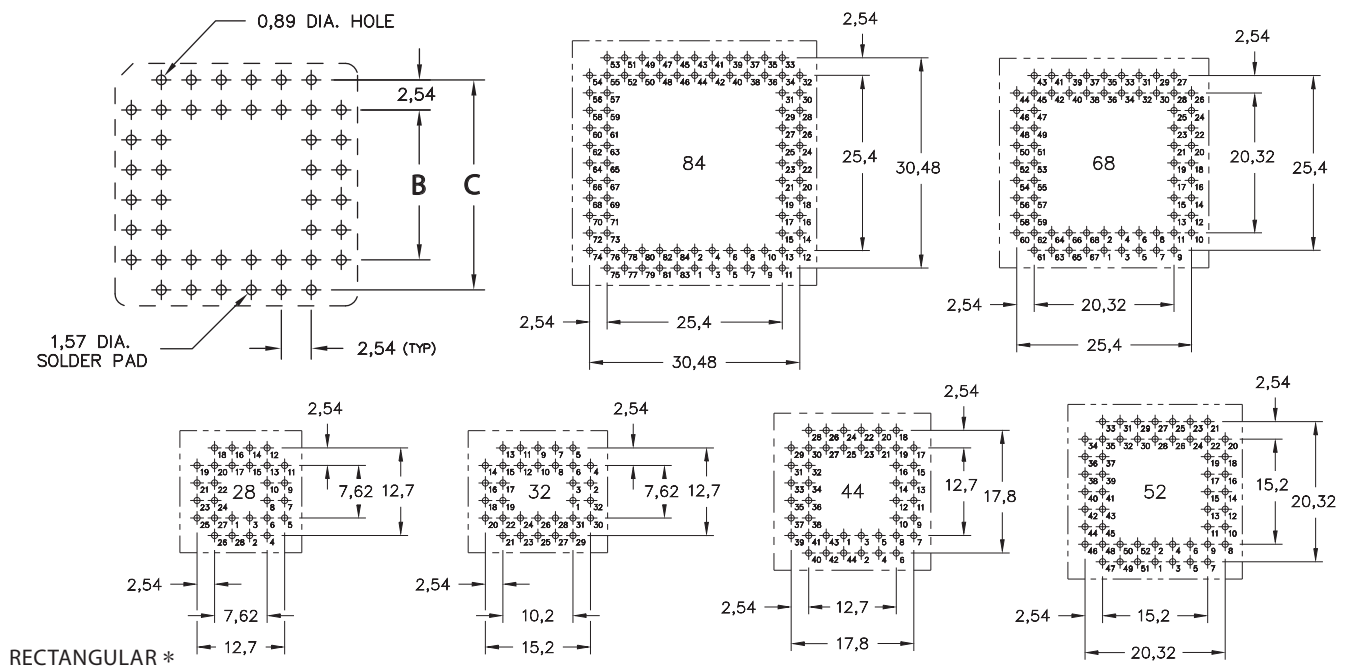


- Note: Not end stackable
- Accepts JEDEC PLCCs MS-016 & MS-018 leaded plastic substrates
- Internal standoffs insure proper positioning of chip carrier in socket
- Standoffs provide clearance for heat dissipation and cleaning
- Contacts are plated with 3,81 μ m tin
- Insulator material is glass reinforced PPS
- For Electrical, Mechanical and Environmental Data, see page 141 for details



PRINTED CIRCUIT DRILLING PATTERNS (TOP VIEW)

0,89 dia. min. mounting holes



Number of Contacts	Ordering Information	- A -	- B -	- C -	Quantity per Tube
20	940-44-020-24-000000	15,57	5,08	10,16	38
28	940-44-028-24-000000	18,11	7,62	12,7	33
32 *	940-44-032-24-000000 *	20,7 / 18,1	10,2 / 7,62	15,2 / 12,7	29
44	940-44-044-24-000000	23,19	12,7	17,8	26
52	940-44-052-24-000000	25,73	15,24	20,32	23
68	940-44-068-24-000000	30,99	20,32	25,4	19
84	940-44-084-24-000000	35,89	25,4	30,48	16
100	940-44-100-24-000000	40,72	30,48	35,56	25
Plating Code 44 \blacklozenge = 150 μ m Sn					

